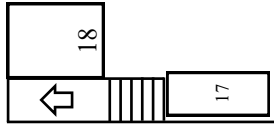


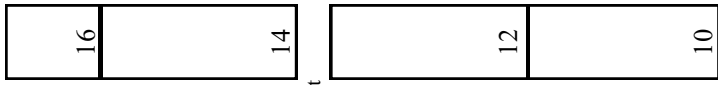
Over Head Door
13'6" x 15'

Emergency Exits


Emergency Exits



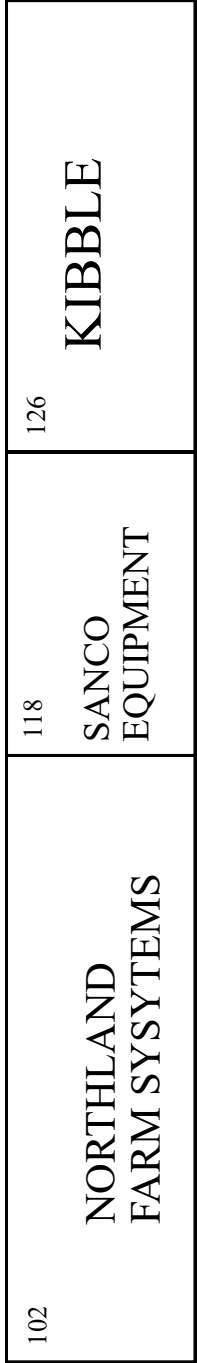
↩ Walkway



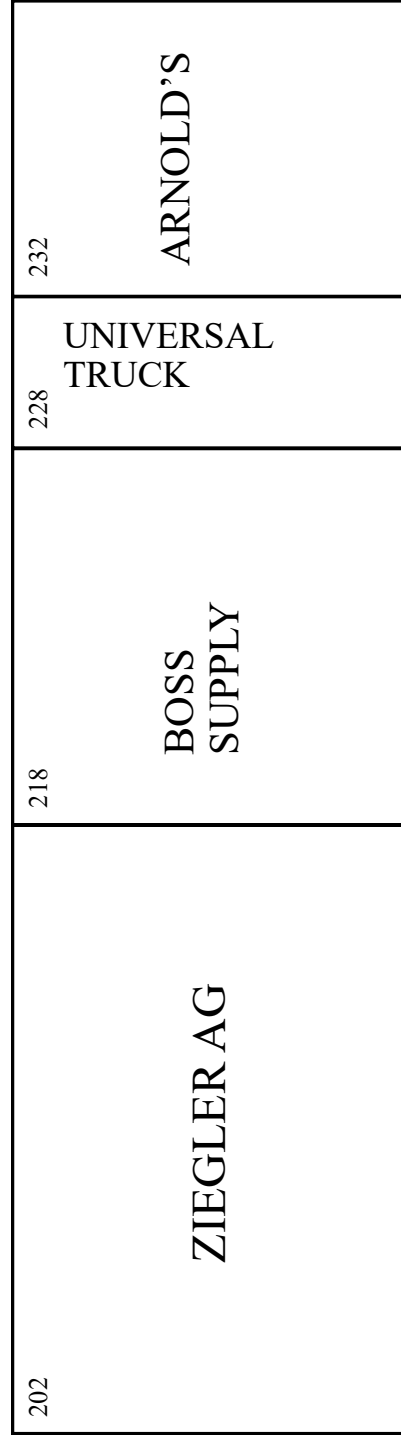
Hydrant



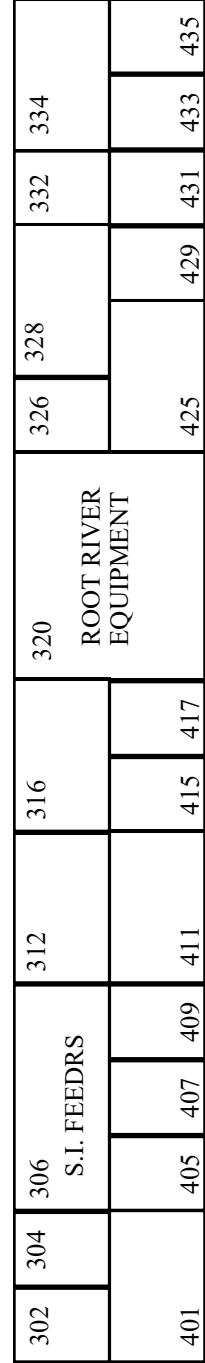
100 Isle



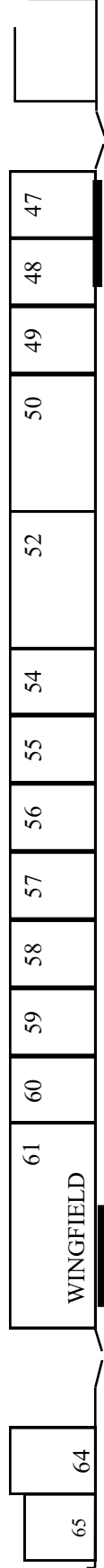
200 Isle



300 Isle



400 Isle



Emergency Exits

Over Head Door
14'6" x 17'

Emergency Exits

↩ To West Side &
Main Lobby

Public
Entrance

Storage

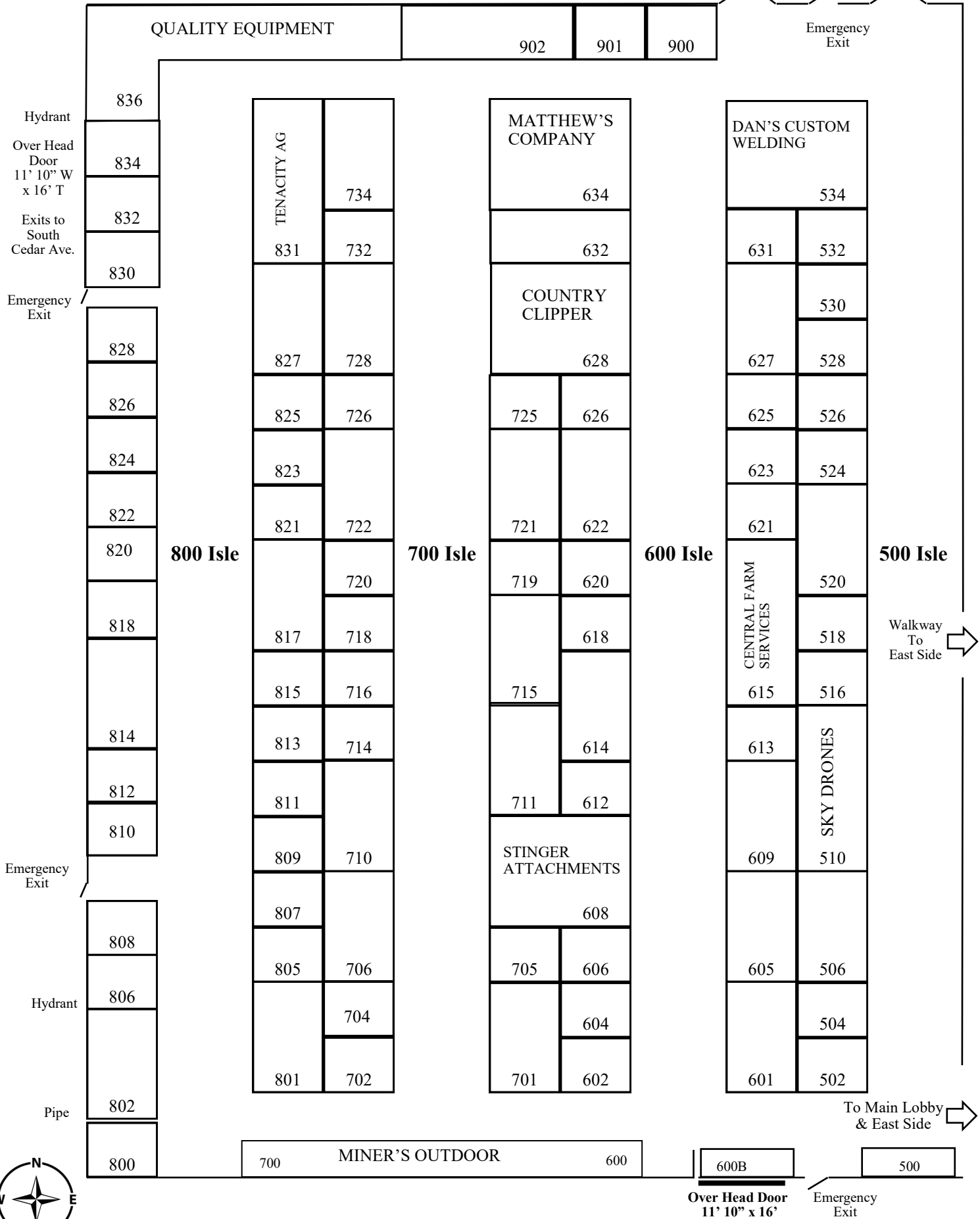
Hydrant

Storage

Four Seasons East Side



Four Seasons West Side



To Main Lobby & East Side →

Over Head Door 11' 10" x 16'

Emergency Exit

Over Head Door
11' 10" W x 16' T

West Four Seasons Centre

Over Head Door
11' 10" x 16'

LOBBY

Over Head Door
14'6" x 17'

East Four Seasons Centre

Over Head Door
13'6" x 15'

Over Head Door
14'6" x 17'

9th Street

1000	GARTNER
1001	JOE'S
1002	ECHO
1003	BOSS SUPPLY

ATTENDEE PARKING

Green Space

SC Fair Buildings

SC Fair

SC Fair Buildings

SC Fair Bldgs

SC Fair Buildings

Green Space

SW 18th Street SE

Grandstand

1110

EATON SALES
1109

ASH SUPPLIES
108

DAHL
1107

OK TRACK
1106

BROSKOFF
1105

NORTH-LAND
1103

ARNOLDS
1101

Ticket Booth

1100

South Elm Ave.

TRAILER PARKING

SW 18th Street SE