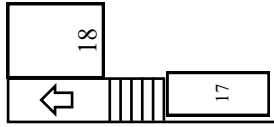


Over Head Door  
13'6" x 15'

Emergency Exits

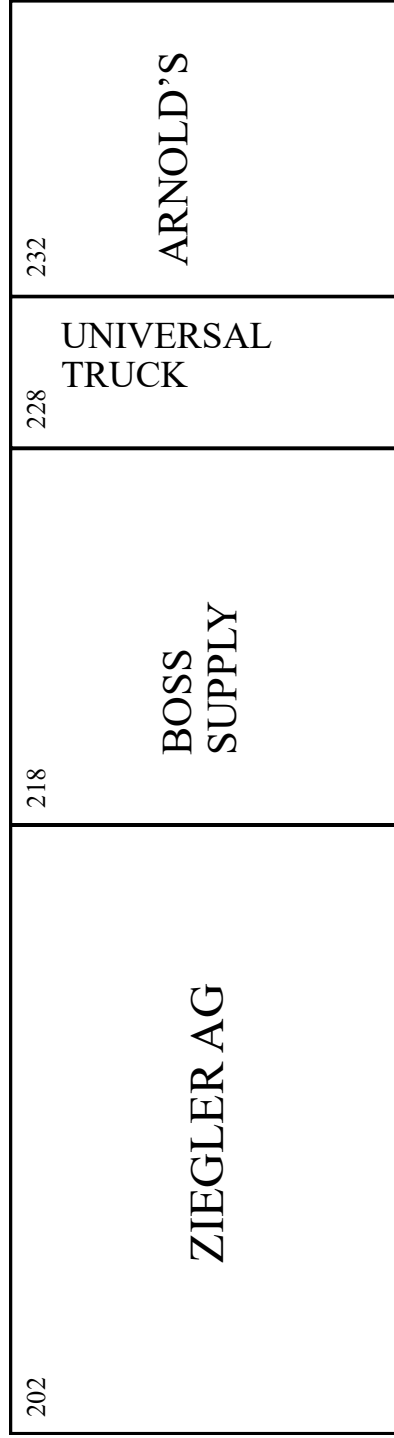
Emergency Exits



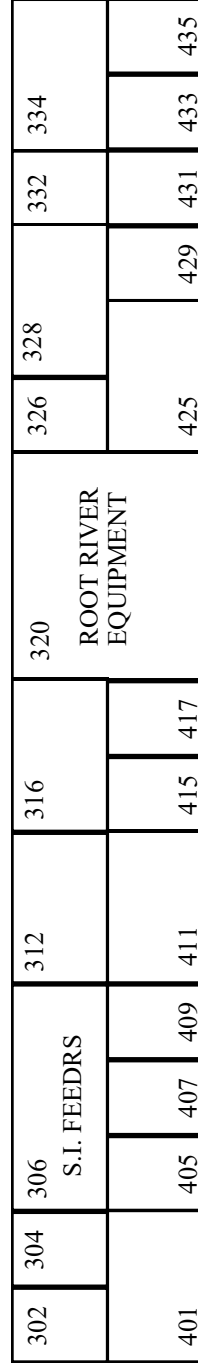
**100 Isle**



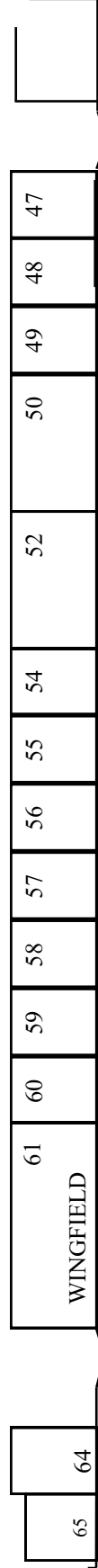
**200 Isle**



**300 Isle**



**400 Isle**



Emergency Exits  
Over Head Door  
14'6" x 17'

Emergency Exits  
Over Head Door  
14'6" x 17'

Storage

Hydrant

Public  
Entrance

Storage

↩ Walkway


Hydrant

↩ To West Side &  
Main Lobby



**Four Seasons East Side**

# Four Seasons West Side



Over Head Door  
11' 10" W x 16' T

### West Four Seasons Centre

Over Head Door  
11' 10" x 16'

LOBBY

Over Head Door  
14'6" x 17'

### East Four Seasons Centre

Over Head Door  
13'6" x 15'

Over Head Door  
14'6" x 17'

9<sup>th</sup> Street

1000	GARTNER
1001	JOE'S
1002	ECHO
1003	BOSS SUPPLY

ATTENDEE PARKING

Green Space

SC Fair Buildings

SC Fair

SC Fair Buildings

SC Fair Bldgs

SC Fair Buildings

Green Space

SW 18<sup>th</sup> Street SE

Grandstand

1110  
EATON SALES  
1109  
ASH SUPPLIES  
108  
DAHL  
1107  
OK TRACK  
1106  
BROSKOFF  
1105  
NORTH-LAND  
1103  
ARNOLDS  
1101

Ticket Booth

1100

South Elm Ave.

TRAILER PARKING

SW 18<sup>th</sup> Street SE